








36 860 671



- 140mm projection
- fixed spout
- rectangular, air-enriched flow
- hole diameter spout 37 mm
- hole diameter single-lever mixer 57 mm
- rosette for spout 80 x 60mm
- rosette for mixer 80 x 80mm
- max. flow 4.6 l/min
- lead-free
- This product can help a building meet the requirements of Green Building Rating Systems, e.g. LEED®, BREEAM®, DGNB

	Chrome	36 860 671-00
	Brushed Platinum	36 860 671-06
	Dark Chrome	36 860 671-19
	Brushed Light Gold	36 860 671-27
	Matte Black	36 860 671-33
	Brushed Chrome	36 860 671-93
	Brushed Dark Platinum	36 860 671-99

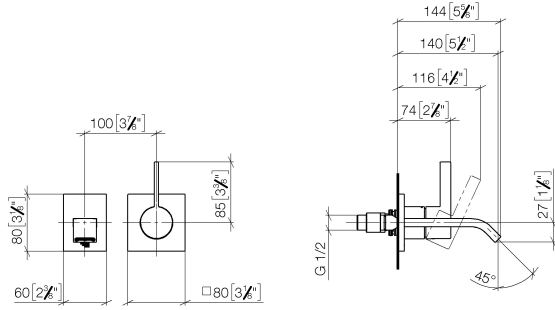
Required miscellaneous



- Concealed wall-mounted single-lever mixer -** 35 860 970 90
- min. recess depth 80 mm
 - max. recess depth 95 mm

36 860 671

mm [inches]



Flow rate chart

