








36 712 671



- 171mm projection
- fixed spout
- rectangular, air-enriched flow
- hole diameter valve 40 mm
- hole diameter spout 40 mm
- individual rosettes 60 x 60 mm
- max. flow 4.6 l/min
- lead-free
- This product can help a building meet the requirements of Green Building Rating Systems, e.g. LEED®, BREEAM®, DGNB

	Chrome	36 712 671-00
	Brushed Platinum	36 712 671-06
	Dark Chrome	36 712 671-19
	Brushed Light Gold	36 712 671-27
	Matte Black	36 712 671-33
	Brushed Chrome	36 712 671-93
	Brushed Dark Platinum	36 712 671-99

Required miscellaneous



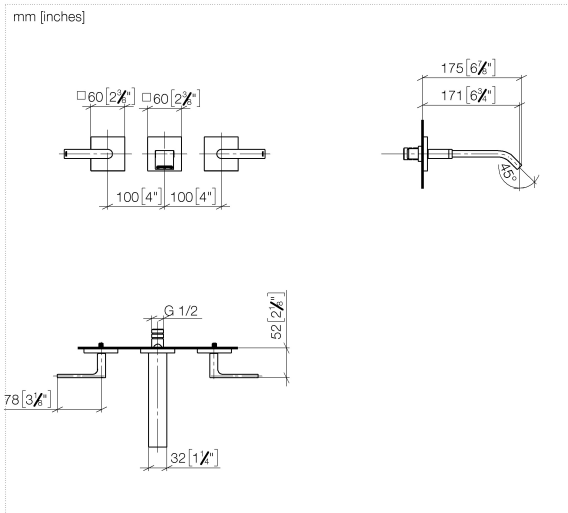
- Concealed wall-mounted mixer centred spout -** 35 700 970 90
- min. recess depth 110 mm
  - max. recess depth 150 mm

Required miscellaneous



- Concealed wall-mounted mixer variable positioning -** 35 720 970 90
- min. recess depth 110 mm
  - max. recess depth 150 mm

36 712 671



Flow rate chart

